
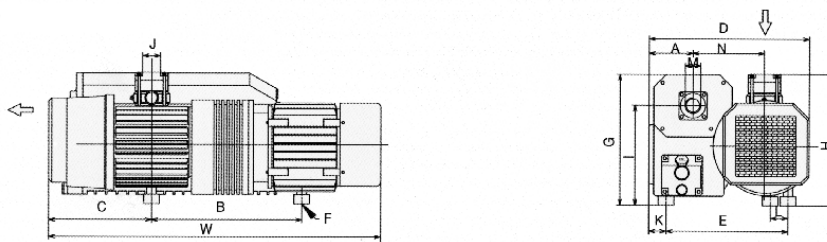
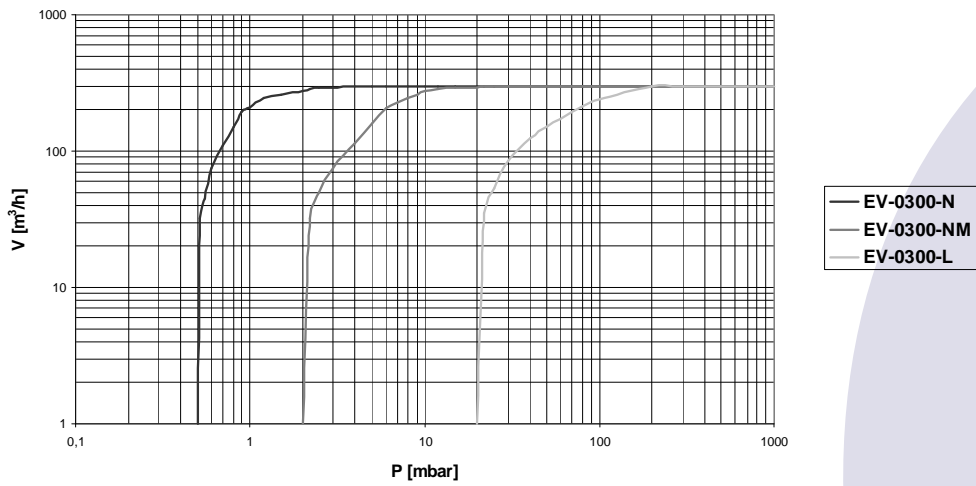


TYPE EV-0300



Pumping speed curve



Dimensions	W	D	H	A	B	C	E	F	G	I	J	K	L	M	N
EV-00300	1055	521	422	145	469	284	352	3xM8	420	310	G2"	51	32	G2"	225

TYPE EV-0300

Technical Data		TYPE EV-0300	
		50 Hz	60 Hz
Nominal displacement	m ³ /h	300	360
Ultimate pressure N type	mbar	0,5	0,5
NM type	mbar	2	2
L type	mbar	20	20
Motor power	kW	7,5	8,6
Nominal speed	rpm	1450	1740
Noise level	dB(A)	75	78
Operating temperature	°C	85	85
Oil capacity	ltr	7,0	7,0
Weight	kg	188	188
Admissible ambient temp.	°C	10 to 40	10 to 40
Connection Inlet	G(BSP)	2"	2"
Outlet	G(BSP)	2"	2"

Ordering Information	TYPE EV-0300	
	50 Hz	60 Hz
N version (0,5 mbar) Three phase motor 400V, 50Hz (IEC) 400V, 60Hz (IEC) 400V, 60Hz (NEMA)	112.001	112.002 112.003
NM version (2 mbar) Three phase motor 400V, 50Hz (IEC) 400V, 60Hz (IEC) 400V, 60Hz (NEMA)	112.101	112.102 112.103
L version (20 mbar) Three phase motor 400V, 50Hz (IEC) 400V, 60Hz (IEC) 400V, 60Hz (NEMA)	112.201	112.202 112.203
Other Voltages/Frequencies	Upon request	
Filling with special oil	Upon request	
Exhaust filter cartridge	50120	
Gasket set	50490	
Maintenance kit	50500	
Pump module	50900	
Inlet dust filter, paper cartridge	50800	