
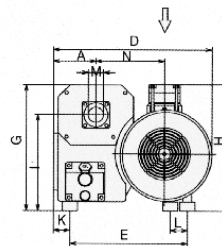
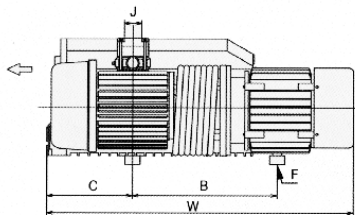
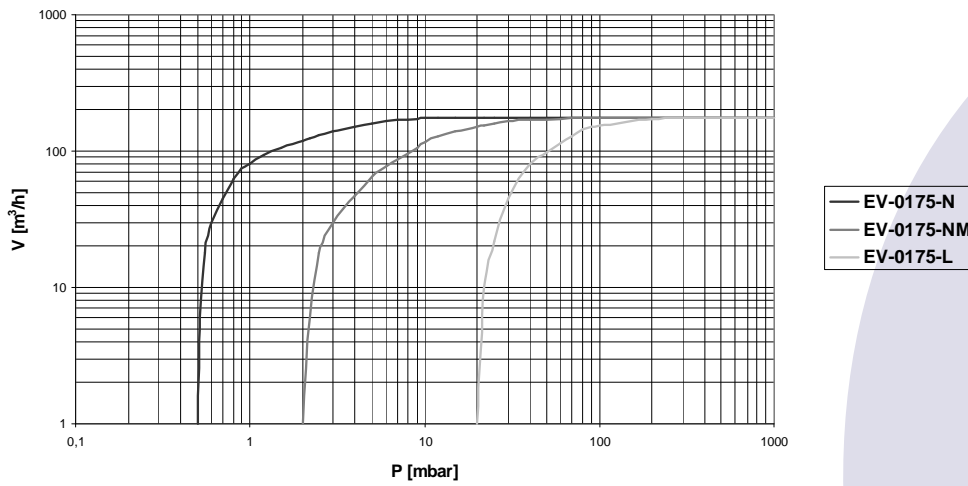


TYPE EV-0175



Pumping speed curve



Dimensions	W	D	H	A	B	C	E	F	G	I	J	K	L	M	N
EV-00175	960	521	422	145	447	284	352	3xM8	420	310	G2"	51	32	G2"	225

TYPE EV-0175

Technical Data		TYPE EV-0175	
		50 Hz	60 Hz
Nominal displacement	m ³ /h	175	210
Ultimate pressure N type	mbar	0,5	0,5
NM type	mbar	2	2
L type	mbar	20	20
Motor power	kW	5,5	5,5
Nominal speed	rpm	1450	1740
Noise level	dB(A)	74	77
Operating temperature	°C	85	85
Oil capacity	ltr	7,0	7,0
Weight	kg	164	164
Admissible ambient temp.	°C	10 to 40	10 to 40
Connection	Inlet	G(BSP) 2"	2"
	Outlet	G(BSP) 2"	2"

Ordering Information	TYPE EV-0175	
	50 Hz	60 Hz
N version (0,5 mbar) Three phase motor 400V, 50Hz (IEC) 400V, 60Hz (IEC) 400V, 60Hz (NEMA)	109.001	109.002 109.003
NM version (2 mbar) Three phase motor 400V, 50Hz (IEC) 400V, 60Hz (IEC) 400V, 60Hz (NEMA)	109.101	109.102 109.103
L version (20 mbar) Three phase motor 400V, 50Hz (IEC) 400V, 60Hz (IEC) 400V, 60Hz (NEMA)	109.201	109.202 109.203
Other Voltages/Frequencies	Upon request	
Filling with special oil	Upon request	
Exhaust filter cartridge	50120	
Gasket set	50490	
Maintenance kit	35500	
Pump module	35900	
Inlet dust filter, paper cartridge	50800	