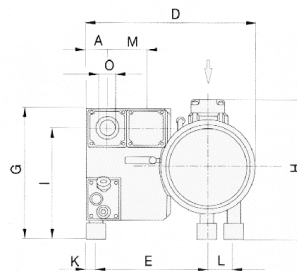
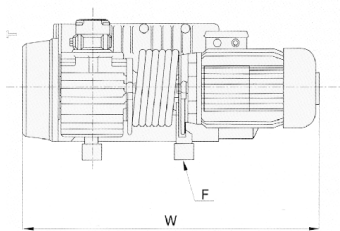
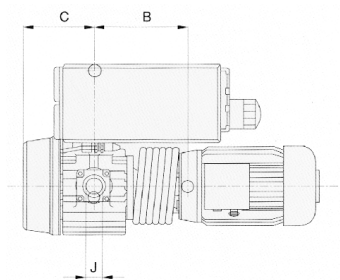
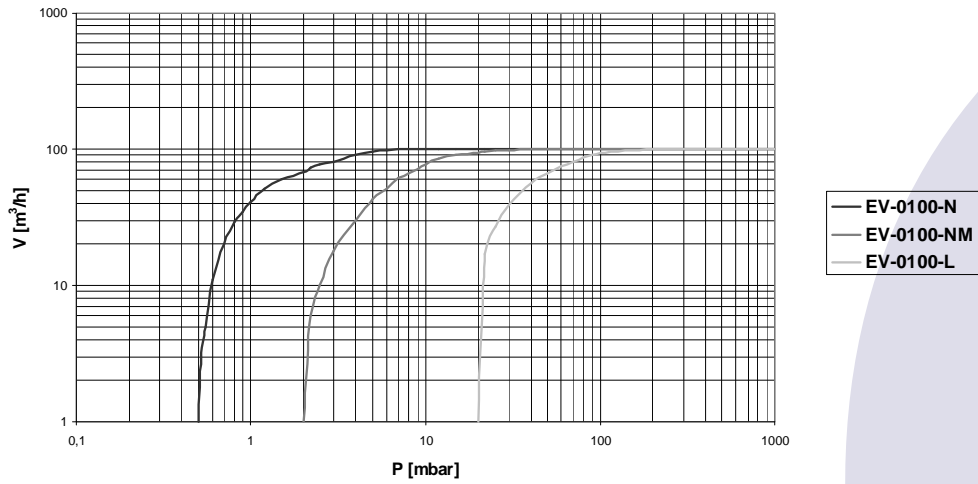


TYPE EV-0100



Pumping speed curve



Dimensions	W	D	H	A	B	C	E	F	G	I	J	K	L	M	O
EV-00100	710	410	310	50	224	163	293	3xM8	295	232	G1¼"	15	17	92	G1¼"

TYPE EV-0100

Technical Data		TYPE EV-0100	
		50 Hz	60 Hz
Nominal displacement	m ³ /h	100	120
Ultimate pressure N type	mbar	0,5	0,5
NM type	mbar	2	2
L type	mbar	20	20
Motor power	kW	3,0	3,0
Nominal speed	rpm	1450	1740
Noise level	dB(A)	65	68
Operating temperature	°C	85	85
Oil capacity	ltr	2,0	2,0
Weight	kg	75	75
Admissible ambient temp.	°C	10 to 40	10 to 40
Connection	Inlet	G(BSP)	1¼"
	Outlet	G(BSP)	1¼"

Ordering Information	TYPE EV-0100	
	50 Hz	60 Hz
N version (0,5 mbar) Three phase motor 400V, 50Hz (IEC) 400V, 60Hz (IEC) 400V, 60Hz (NEMA)	107.001	107.002 107.003
NM version (2 mbar) Three phase motor 400V, 50Hz (IEC) 400V, 60Hz (IEC) 400V, 60Hz (NEMA)	107.101	107.102 107.103
L version (20 mbar) Three phase motor 400V, 50Hz (IEC) 400V, 60Hz (IEC) 400V, 60Hz (NEMA)	107.201	107.202 107.203
Other Voltages/Frequencies	Upon request	
Filling with special oil	Upon request	
Exhaust filter cartridge	20120A	
Gasket set	20490	
Maintenance kit	20500	
Pump module	20900	
Inlet dust filter, paper cartridge	20800	